

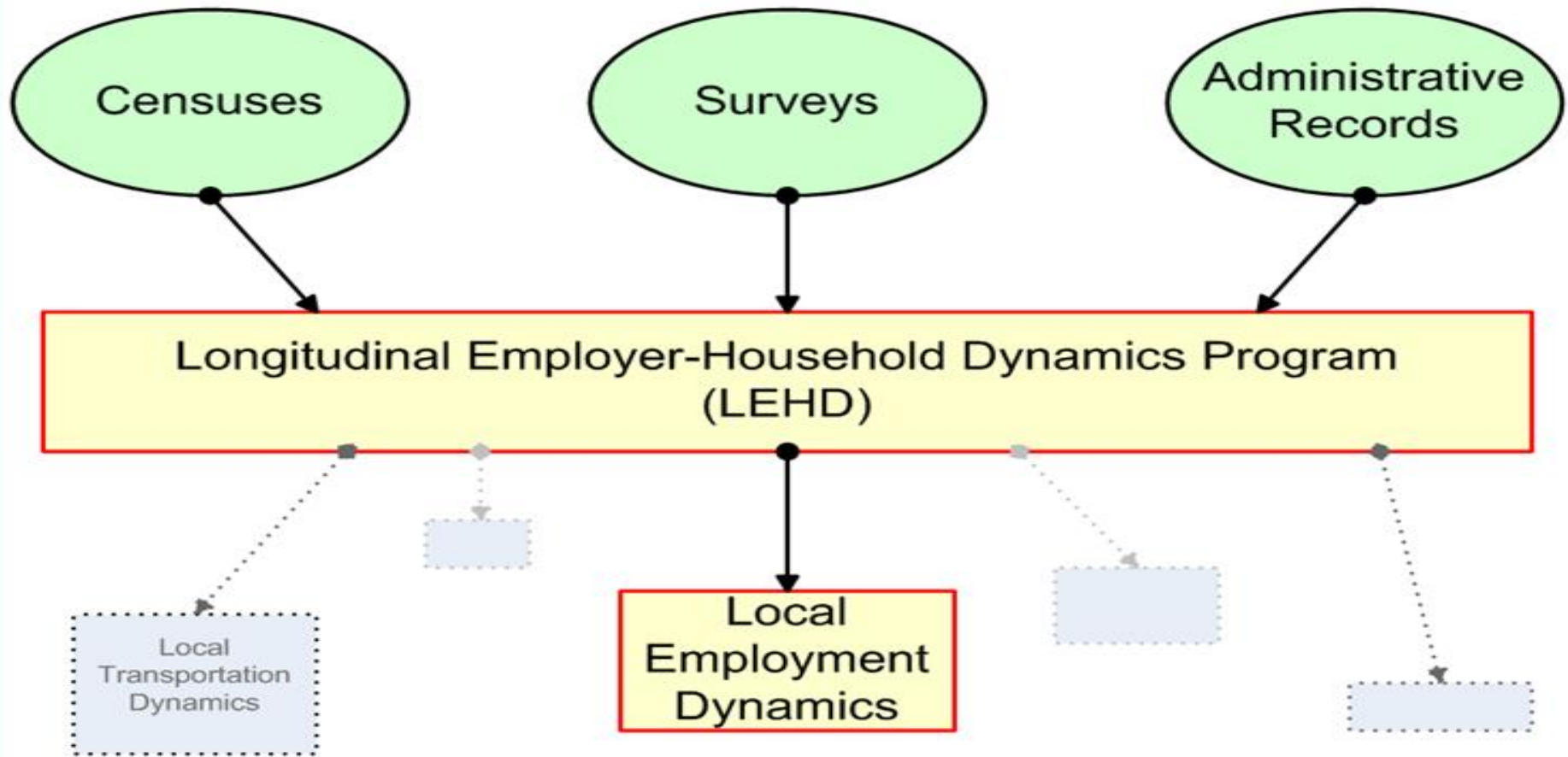
What is QWI?

- QWI Explorer is a new, web-based analysis tool that enables comprehensive access to the full depth and breadth of the Quarterly Workforce Indicators (QWI) dataset.
- Through bar charts and interactive tables, users can compare, rank and aggregate QWIs across time, geography, and/or firm and worker characteristics on the fly.

What is QWI?

- The Beta release of QWI Explorer makes the entire QWI dataset available in a simple chart/table interface.
- The application's intuitive dashboard allows for the construction of pivot tables to compare and rank labor-force indicators such as employment, job creation and destruction, wages, and hires across a wide range of firm and worker characteristics.

QWI Data Sources?




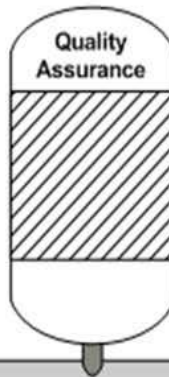

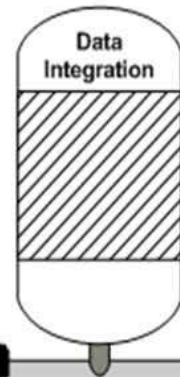
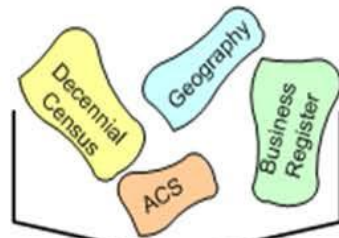
Current States/Territories Not Included in QWI Data:

The following states do not have QWI data available at this time:

- Massachusetts
- Puerto Rico
- U.S. Virgin Islands


The Data Refinery

State Partners



Local Employment Dynamics Data Production System

OnTheMap 0.00
QWI 0.00



LED Partnership's Data Tools

Potential QWI Analyses Include:

Longitudinal look at wages by worker sex and age across counties

Ranking job creation rates of young firms across NAICS industry groups

Comparing hiring levels by worker race and education levels across a selection of Metropolitan Areas.

Let's Go On-line...

<http://qwiexplorer.ces.census.gov/>



Longitudinal Employment Dynamics (LED) Extraction Tool

- [LED Extraction Tool](#) –The LED Extraction Tool enables streamlined access to the raw public-use data produced through the Local Employment Dynamics (LED) Partnership. This easy-to-use tool provides comma-separated value (CSV) files for the exact variables and characteristics requested by users. Currently, only the Quarterly Workforce Indicator (QWI) data are available in the LED Extraction Tool.



**Thank
You!!!**

www.thebodytransformation.com

Erran F. Persley

Email: erran.f.persley@census.gov

Mobile: 615.499.0976